

SUSTAINABILITY & LEGACY PLANNING TOOLKIT

WHY THIS TOOL MATTERS?

A project does not end when the final event is over. Sustainable projects leave a mark: they continue to benefit young people, the community, and cultural heritage long after the activity is finished.

The Sustainability & Legacy Planning Toolkit helps you think ahead. It ensures that your ideas, materials, partnerships, and results do not disappear once the funding or the workshop ends. With this tool, youth teams can secure long-term impact, build stronger community links, and plan opportunities for future growth, replication, or upscaling.

It is especially useful in cultural mediation, where continuity, relationships, and local relevance matter.

HOW TO USE IT?

- **Identify what your project creates**

List concrete outputs (materials, events, methods, tools) and outcomes (skills gained, awareness raised, connections built).

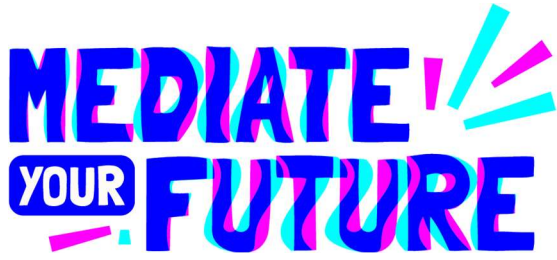
- **Define long-term beneficiaries**

Who will continue to use, enjoy or be influenced by the project once it is over?



Co-funded by the
European Union

Funded by the European Union. Views and opinions expressed are however those of the author(s) only and do not necessarily reflect those of the European Union or the European Education and Culture Executive Agency (EACEA). Neither the European Union nor EACEA can be held responsible for them.
Project number: 2024-2-FR02-KA220-YOU-000293524



- **Build a sustainability strategy**

Decide how the results will be maintained: updating content, sharing materials, training others, keeping the activity alive.

- **Map legacy partners**

Identify who can support continuation (schools, youth centres, museums, NGOs, libraries, municipalities).

- **Explore funding and support options**

Look at small grants, local sponsors, volunteer networks, youth councils, mobility or European programmes.

- **Plan monitoring and handover**

Who follows up? How do you pass the project to another group? What tools need to be documented?

- **Think about upscaling**

Can the project grow? Be repeated? Adapted by another group?

TIPS

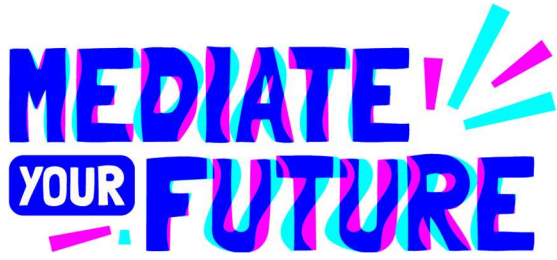
- Keep sustainability simple: think in terms of “What can last?”
- Use digital tools for archiving: Drive, Canva folders, or a shared digital library.
- Document your project: templates, posters, instructions, checklists → these make the project easier to repeat.
- Share results publicly to increase visibility and interest (school website, local partners, heritage organisations).
- Involve partners early: continuation becomes easier if they feel ownership from the start.



Co-funded by the
European Union

Funded by the European Union. Views and opinions expressed are however those of the author(s) only and do not necessarily reflect those of the European Union or the European Education and Culture Executive Agency (EACEA). Neither the European Union nor EACEA can be held responsible for them.

Project number: 2024-2-FR02-KA220-YOU-000293524



TEMPLATE

Sustainability & Legacy Planning Toolkit

1 - PROJECT OUTCOMES

What remains after the project?

Outcome description (Material / Digital / Social / Skills)	Who will use it?	How long can it last?

2 - LONG-TERM BENEFICIARIES

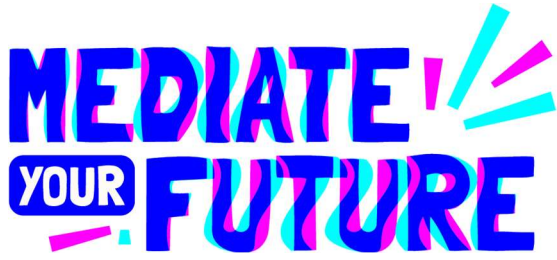
Who continues to benefit?

Group (Youth, Schools, Community, etc.)	What do they gain long- term?	How will they access the outcomes?



Co-funded by the
European Union

Funded by the European Union. Views and opinions expressed are however those of the author(s) only and do not necessarily reflect those of the European Union or the European Education and Culture Executive Agency (EACEA). Neither the European Union nor EACEA can be held responsible for them.
Project number: 2024-2-FR02-KA220-YOU-000293524



3 - SUSTAINABILITY STRATEGY

How will the project continue after it ends?

Action	Who is responsible?	Frequency (monthly / yearly / one-off)	Tools needed

4 - LEGACY PARTNERS

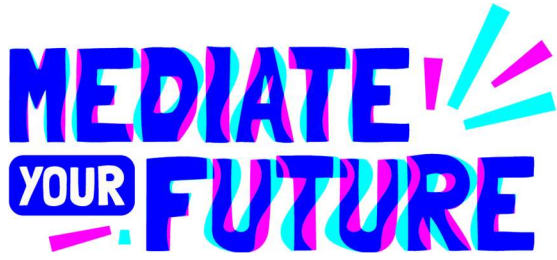
Who can help carry the project forward?

Partner / Organisation	Role in continuation	Type of support (space, funding, expertise, visibility...)	Engagement strategy



Co-funded by the European Union

Funded by the European Union. Views and opinions expressed are however those of the author(s) only and do not necessarily reflect those of the European Union or the European Education and Culture Executive Agency (EACEA). Neither the European Union nor EACEA can be held responsible for them.
Project number: 2024-2-FR02-KA220-YOU-000293524



5 – FUNDING & SUPPORT OPTIONS

How to fund or resource continuation?

Option (grant, sponsor, volunteer support)	Conditions / Requirements	Timeline	Next steps

6 - MONITORING & HANDOVER

How will you ensure the project continues effectively?

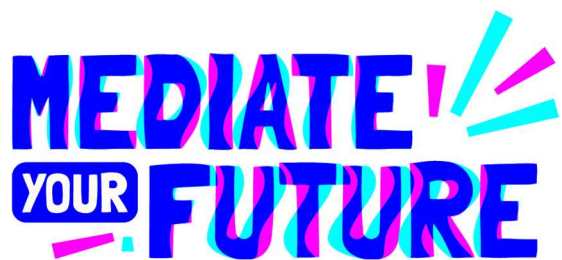
Action (monitor, update, hand over)	Who takes over?	Tools / Documentation	Deadline



Co-funded by the
European Union

Funded by the European Union. Views and opinions expressed are however those of the author(s) only and do not necessarily reflect those of the European Union or the European Education and Culture Executive Agency (EACEA). Neither the European Union nor EACEA can be held responsible for them.

Project number: 2024-2-FR02-KA220-YOU-000293524



7 - UPSCALING POTENTIAL

Could this project be expanded or replicated?

Idea for scaling or replication	Where? / With whom?	Resources needed. Vs Barriers / Risks



Co-funded by the European Union

Funded by the European Union. Views and opinions expressed are however those of the author(s) only and do not necessarily reflect those of the European Union or the European Education and Culture Executive Agency (EACEA). Neither the European Union nor EACEA can be held responsible for them.
Project number: 2024-2-FR02-KA220-YOU-000293524